


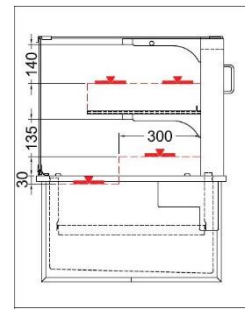
DE

Energielebel:



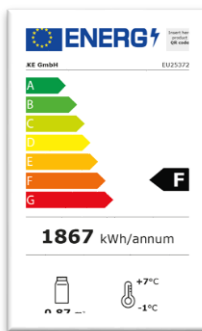
**BEILIEGENDE  
AUFKLEBER SIND  
NACH DEM EINBAU  
SICHTBAR AM GERÄT  
ANZUBRINGEN**

Umrisskizze:



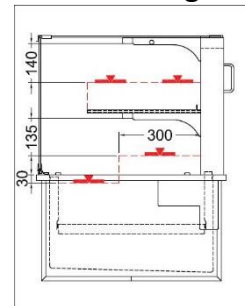
EN

Energy Label:



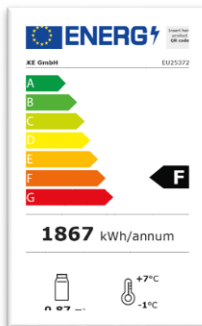
**THE ENCLOSED LABELS  
MUST BE VISIBLY  
ATTACHED / STICKED  
ON THE DEVICE AFTER  
INSTALLATION**

Load limit diagram:



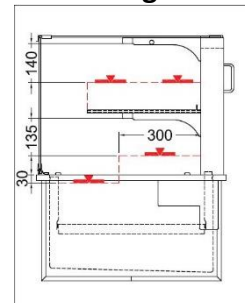
FR

Label énergétique:




**LES ÉTIQUETTES  
FERMÉES DOIVENT  
ÊTRE VISIBLEMENT  
FIXÉES / COLLÉES SUR  
L'APPAREIL APRÈS  
L'INSTALLATION**

Diagramme de limite de  
charge:



NL

Energielebel:



**DE BIJGEVOEGDE  
ETIKETTEN MOETEN  
NA DE INSTALLATIE  
ZICHTBAAR ZIJN  
BEVESTIGD /  
GEPLAATST OP HET  
APPARAAT**

Diagram belastingslimiet:

