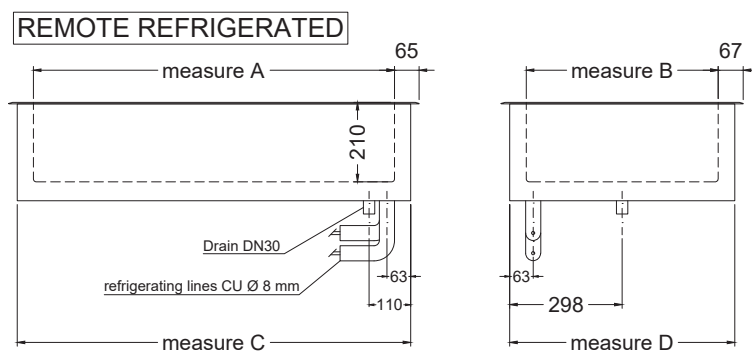
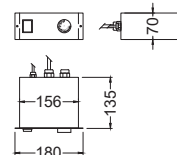
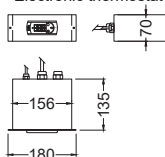
**SELF-CONTAINED**

1) "EBS 1/1-E": dimensions of compressor housing are (WxDxH) 353 x 564 x 280 mm
 "EBS 2/1 L-E": compressor housing 90° turned



NOTE: EBS 2/1-L and EBS 6/1 with contact tubing only on two sides

Accessories**Mechanical thermostat****Electronic thermostat****ACCESSORIES AND OPTIONS**

Base deck with adjustable height 1/1, for EBS 2-1 to 6-1		253 600	164,-
Base deck with adjustable height 2/1, for EBS 2-1 to 6-1		253 601	217,-
Base deck 1/1, for EBS 1-1		253 607	164,-
Base deck for EBS 2-1L (two pieces required)		253 608	164,-
Condenser protection		253 610	103,-
Electronic thermostat for static cooling, in stainless steel housing for remote refrigerated models		253 626	416,-
Expansion valve for static cooling, (specify refrigerant and valve type)		190 210	227,-
Mechanical thermostat for static cooling, in stainless steel housing for remote refrigerated models		253 625	160,-
Support bars for GN trays for EBS, lengthwise bar 530 mm		290 360	43,-
Support bars for GN trays for EBS, Crossbar 325 mm		290 361	33,-
Condensate tray		253 655	103,-
Without installation frame, for EBS 2/1L models		253 654	103,-
Without installation frame 1/1 for EBS/Crush	price reduction	253 501	-244,-
Without installation frame 2/1 for EBS	price reduction	253 521	-326,-
Without installation frame 2/1 for EBS/Crush	price reduction	253 511	-284,-
Without installation frame 3/1 for EBS/Crush	price reduction	253 531	-358,-
Without installation frame 4/1 for EBS/Crush	price reduction	253 541	-433,-
Without installation frame 5/1 for EBS/Crush	price reduction	253 546	-489,-
Without installation frame 6/1 for EBS/Crush	price reduction	253 547	-541,-