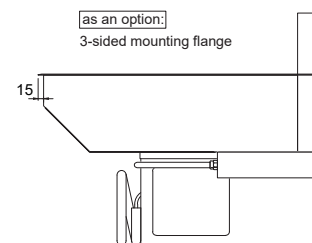
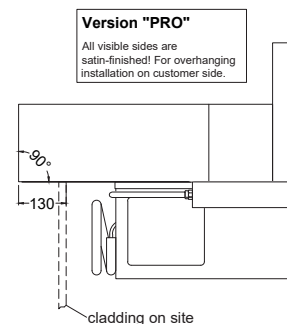
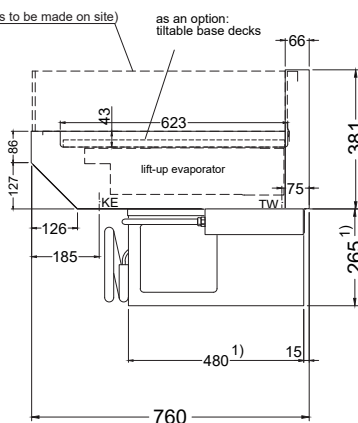
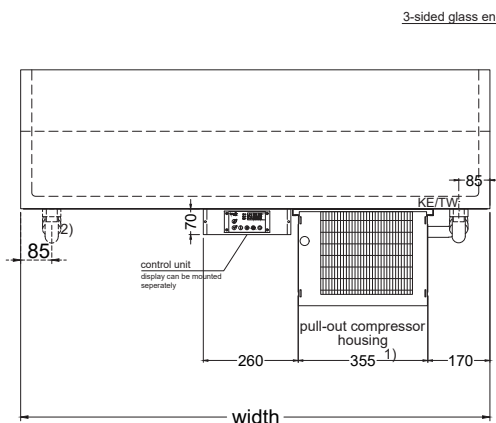


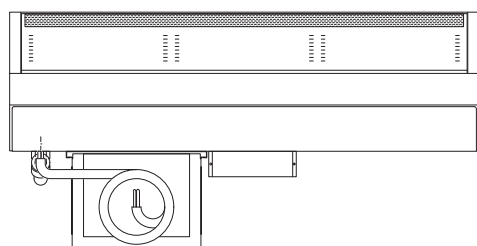
SELF-CONTAINED (remote refrigerated = w/o condensing unit)

(operator side)

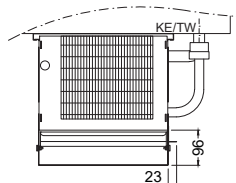
(side elevation)



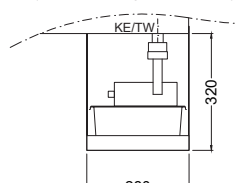
(customer side)



As an option:
condensate evaporation
by means of hot gas

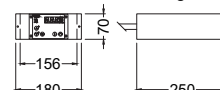


As an option:
Electrical condensate
evaporation tray (1000 W)
(for remote refrigerated models)



TW = Drain DNØ30
KE = Cooling/Electric

control unit for remote refrigerated models:



- 1) as of "BAKERY H 4-38-E": dimensions of compressor housing are (WxDxH) 370 x 520 x 310 mm
2) "BAKERY H 5-38" includes an additional drain on the left side end

ACCESSORIES AND OPTIONS

Base deck 400 x 600 mm, straight - for Bakery		253 679	71,-
Mirror on the discharge side			on request
Stepped presentation area, (400 x 600 mm)		253 677	144,-
Version with electronic expansion valve, for remote refrigerated models			on request
With 3-sided glass enclosure			on request
Without control unit for remote refrigerated models	price reduction	253 657	-292,-
Condensate tray		253 655	103,-